



AVELEY NORTH PRIMARY SCHOOL

2021

Annual Report

Together We Succeed



SCHOOL OVERVIEW

Situated on Strinesdale Boulevard Aveley, Aveley North Primary School opened its doors for the first time in 2018 as an Independent Public School with 99 students and 11 staff members. In 2019 we opened as a K-6 campus with four Education Support classrooms where we have established a fully integrated and inclusive school that epitomises inclusive education for all.

Aveley North was established to cater for the significant growth in population in suburbs through the Eastern corridor of Perth, including Aveley, The Vines, Belhus and Ellenbrook, continually addressing the needs and aspirations of our burgeoning community.

At Aveley North Primary School, children thrive with a high quality education and curriculum that evolves to respond to emerging trends, ensuring they can develop their skills and talents to achieve their goals. This evolution means that all students have ample learning opportunities and experiences that are relevant to their individual needs.

We have guided the development of our school vision and branded our unique identity through consultation and collaboration with the School Board and our local community. Our school is dedicated to working alongside the community to create a clear strategic plan, with clearly articulated goals, strategies, and targets to ensure we offer children the best opportunities to learn and achieve their potential.

MESSAGE FROM THE PRINCIPAL

Welcome to the 2021 Annual Report, this report is a snap shot of our accomplishments, reflections and celebrations of a very successful year for all.

Whilst 2021 saw a number of Administration changes, we also faced some challenges at the beginning of the year; including but not limited to COVID and the school impacted by the bushfires that threatened our local community and school community. The strong protocols, commitment to consistent curriculum and assessment processes underpinned by the “Every student, every classroom, every day” Strategic directions for public schools has meant that all students still received the same quality, inclusive education despite these challenges, and this has been clarified by the student data and the overwhelming positive response and support by the school community.

Aveley North entered its final year of the Business Plan cycle and actions were put into place for the School Review, where all members of staff have had the opportunity to spend quality time self-examining the targets and goals laid out in the 2018/2021 Business Plan and engage in rigorous self-assessment processes aligned with the Delivery Performance Agreement (DPA) tabled for early Term One 2022. From here, a new cycle of Business Planning will be developed and I look forward to sharing this with the school community.

I would also like to acknowledge and thank, Foundation Principal Chris Brackenreg. Chris not only lead the ethos of Aveley North Primary School, but also laid the blueprint for strategic direction and operational planning, which has underpinned all decision making and future planning. These key factors were instrumental in the current and ongoing success of Aveley North Primary School. I would like to thank Helen Taylor who lead the school as Principal in semester one and as the Foundation Student Services Deputy. Helen has left a legacy of strong pastoral care and commitment to improving student outcomes. We wish her well in her new role as substantive Principal at another school.

Finally, as the Aveley North community continues to thrive and grow, our highly dedicated staff and strong ties to the School Board and P&C, ensures we that we will continue to build a school culture that is dedicated to providing equitable education to all students. We will remain focused, ensuring that all student needs are met and continue to support the trajectory of student of growth and excellence as we enter our new planning cycle. I am grateful and humbled by our school community and look forward to the coming year ahead.

Kylie Jones

Principal

SCHOOL BOARD 2021

The school board plays an integral role at Aveley North Primary School, we are grateful for their ongoing support and diligence.

School Board Chair – Patty Jones

Principal – Helen Taylor, Semester One. Chris Brackenreg Semester Two

Parent Representatives – Melissa Dunne, Carey Kawaka, Laura Nairn, Barb Thompson, Jenna Thompson

Staff Representatives – Keren Provost, Lara Ryniker, Sean Ward, Amy Crombie, Wendy Dailey, Sean Ward and Melissa Jeff

STUDENT NUMBERS 2021

Enrolment as at December 2021

Primary	Kindergarten	Pre Primary	Year 1	Year 2	Year 3	Year 4	Year 5	Year 6	Total
Full Time	(42)	106	102	101	70	43	46	41	542
Part Time	84								

	Kindergarten	Pre Primary	Primary	Total
Male	43	46	198	287
Female	42	60	213	315
Total	85	106	411	602

	Kindergarten	Pre Primary	Primary	Total
Aboriginal	3	9	30	42
Non Aboriginal	82	97	381	360
Total	85	106	411	602

Destination Schools


Aveley Secondary College	25
Ellenbrook Secondary College	4
Swan Valley Anglican School	3
Holy Cross College	2
Champion Bay SHS	1
Ellenbrook Christian College	2
Swan Christian College	1

STUDENT ATTENDANCE

Overall Attendance at Avey North Primary School remains steady with attendance remaining above like schools and at WA public schools.

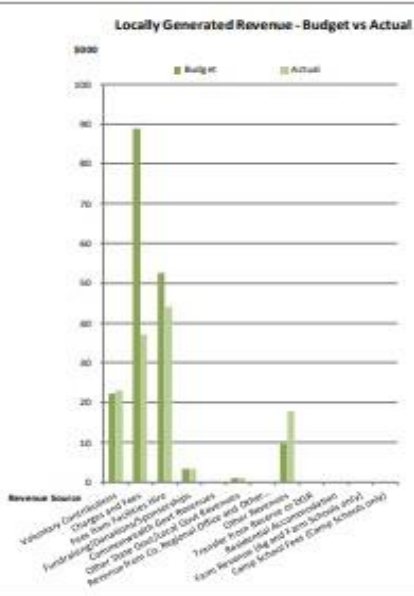
	Non-Aboriginal			Aboriginal			Total		
	School	Like Schools	WA Public Schools	School	Like Schools	WA Public Schools	School	Like Schools	WA Public Schools
2019	90.2%	92.3%	92.7%	90.3%	85.9%	79.5%	90.2%	92%	91.6%
2020	92.9%	92.5%	93.2%	89.8%	84.2%	77.6%	92.6%	91.9%	91.9%
2021	91.5%	91.7%	92.4%	85.5%	83.1%	76.8%	91%	90.9%	91%

FINANCIAL OVERVIEW

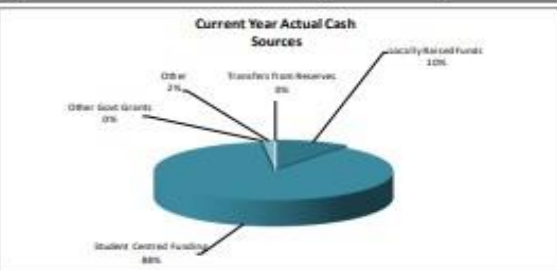


Avey North Primary School
Financial Summary as at
31/12/2021


Revenue - Cash & Salary Allocation	Budget	Actual
1 Voluntary Contributions	\$ 22,252.00	\$ 23,077.00
2 Charges and Fees	\$ 86,910.00	\$ 87,037.79
3 Fees from Facilities Hire	\$ 52,500.00	\$ 44,035.83
4 Fundraising/Donations/Sponsorships	\$ 2,250.00	\$ 2,250.00
5 Commonwealth Govt Revenues	\$ -	\$ -
6 Other State Govt/Local Govt Revenues	\$ 1,000.00	\$ 1,000.00
7 Revenue from Co, Regional Office and Other Schools	\$ -	\$ -
8 Other Revenues	\$ 9,603.00	\$ 17,699.36
9 Transfer from Reserve or DGR	\$ -	\$ -
10 Residential Accommodation	\$ -	\$ -
11 Farm Revenue (Ag and Farm Schools only)	\$ -	\$ -
12 Camp School Fees (Camp Schools only)	\$ -	\$ -
Total Locally Raised Funds	\$ 177,513.00	\$ 136,085.87
Opening Balance	\$ 53,200.00	\$ 52,199.60
Student Centred Funding	\$ 944,260.00	\$ 944,260.32
Total Cash Funds Available	\$ 1,174,973.00	\$ 1,132,545.89
Total Salary Allocation	\$ -	\$ -
Total Funds Available	\$ 1,174,973.00	\$ 1,132,545.89



Locally Generated Revenue - Budget vs Actual




Current Year Actual Cash Sources



Goods and Services Expenditure - Budget vs Actual

Expenditure - Cash and Salary	Budget	Actual
1 Administration	\$ 14,000.00	\$ 16,269.70
2 Lease Payments	\$ -	\$ -
3 Utilities, Facilities and Maintenance	\$ 212,400.00	\$ 190,633.36
4 Buildings, Property and Equipment	\$ 219,970.00	\$ 297,066.03
5 Curriculum and Student Services	\$ 294,866.00	\$ 214,377.27
6 Professional Development	\$ 15,000.00	\$ 19,611.46
7 Transfer to Reserve	\$ 274,000.00	\$ 274,000.00
8 Other Expenditure	\$ 6,730.00	\$ 4,674.00
9 Payment to CO, Regional Office and Other Schools	\$ -	\$ 1,638.23
10 Residential Operations	\$ -	\$ -
11 Residential Boarding Fees to CO (Ag Colleges only)	\$ -	\$ -
12 Farm Operations (Ag and Farm Schools only)	\$ -	\$ -
13 Farm Revenue to CO (Ag and Farm Schools only)	\$ -	\$ -
14 Camp School Fees to CO (Camp Schools only)	\$ -	\$ -
Total Goods and Services Expenditure	\$ 1,136,966.00	\$ 1,018,273.55
Total Forecast Salary Expenditure	\$ -	\$ -
Total Expenditure	\$ 1,136,966.00	\$ 1,018,273.55
Cash Budget Variance	\$ 27,985.00	\$ 114,272.34



Cash Position

Cash Position as at:	
Bank Balance	\$ 604,950.30
Minor cash off	\$ -
1 General Fund Balance	\$ 337,272.34
2 Deductible Gift Funds	\$ -
3 Trust Funds	\$ -
4 Asset Replacement Reserves	\$ 546,000.00
5 Suspense Accounts	\$ (30,720.04)
6 Cash Advances	\$ -
7 Tax Position	\$ (12,602.00)
Total Bank Balance	\$ 604,950.30

STUDENT ACHIEVEMENT AND PROGRESS

ACHIEVEMENT TARGETS-NAPLAN

ENGLISH

NAPLAN (Year 3 and Year 5) – Achievement of NAPLAN results that are at least “statistically similar” for LIKE SCHOOLS in all areas of English 2018 - 2020. Specifically-

a) Performance in English to be at or above ‘Like School’ mean scores in the 2019 – 2020 NAPLAN Testing Programs.

b) In addition to overall achievement, the progress and achievement of the stable cohorts to be equal to or above ‘Like Schools’

Year 3 Achievement

	Like Schools mean	School Mean
Reading	403.6	395.9
Writing		420
Spelling	395.06	400.7
Grammar	404.84	396.77

Year 5 Achievement

	Like schools mean	School mean
Reading	489.66	471.53
Writing		456
Spelling	493.89	495.6
Grammar	482.76	462.53

Year 3- 5 Progress Reading

2019		Progress		2021	
Difference between School Mean & Aust Mean.		← →		Difference between School Mean & Aust Mean.	
School Mean		← →		School Mean	
392		80		472	
Aust Mean	WA Mean	Aust Mean	WA Mean	Aust Mean	WA Mean
432	427	80	78	512	505
Difference		Difference		Difference	
-40	-35	0	2	-40	-33

Findings

Year 5 reading scores in NAPLAN demonstrate we match the Australian (national) mean for progress in reading and are achieving above average progress compared to the WA progress mean from 2019 to 2021.

Year 3-5 Progress Spelling

2019		Progress		2021	
Difference between School Mean & Aust Mean.		← →		Difference between School Mean & Aust Mean.	
School Mean		← →		School Mean	
397		99		496	
Aust Mean	WA Mean	Aust Mean	WA Mean	Aust Mean	WA Mean
419	412	86	91	505	503
Difference		Difference		Difference	
-22	-15	13	8	-9	-7

Findings

Year 5 NAPLAN spelling scores are pleasing with progress being above the WA and Australian mean.

Year 3-5 Writing

2019		Progress		2021	
Difference between School Mean & Aust Mean.		← →		Difference between School Mean & Aust Mean.	
School Mean		← →		School Mean	
385		71		456	
Aust Mean	WA Mean	Aust Mean	WA Mean	Aust Mean	WA Mean
423	420	57	61	480	481
Difference		Difference		Difference	
-38	-35	14	10	-24	-25

Findings

Progress from 2019 to 2021, has been positive demonstrating above the national and state mean. Whole school programs are effective and a targeted approach to closing the gaps is an ongoing commitment



Year 3-5 Progress Grammar

2019		Progress		2021	
Difference between School Mean & Aust Mean.		←————→		Difference between School Mean & Aust Mean.	
School Mean		←————→		School Mean	
407		56		463	
Aust Mean	WA Mean	Aust Mean	WA Mean	Aust Mean	WA Mean
440	435	63	62	503	497
Difference		Difference		Difference	
-33	-28	-7	-6	-40	-34

Findings

Whilst progress has been made in Grammar from 2019-2021. The school mean average in the Year 5 NAPLAN Grammar is below the Australian and Western Australian mean. A whole school approach to the teaching of grammar will be a target for 2022.

MATHEMATICS

NAPLAN (Year 3 and Year 5) – Achievement of NAPLAN results that are at least “statistically similar” for LIKE SCHOOLS in all areas of Mathematics 2019 - 2020. Specifically-

- Performance in Mathematics to be at or above ‘Like School’ mean scores in the 2016 – 2018 NAPLAN Testing Programs.
- In addition to overall achievement, the progress and achievement of the stable cohorts to be equal to or above ‘Like Schools’.

Achievement

	Like School mean	School Mean
Year 3	378.9	371.27
Year 5	473.7	449.1

Progress

2019		Progress		2021	
Difference between School Mean & Aust Mean.		←————→		Difference between School Mean & Aust Mean.	
School Mean		←————→		School Mean	
359		90		449	
Aust Mean	WA Mean	Aust Mean	WA Mean	Aust Mean	WA Mean
408	405	87	84	495	489
Difference		Difference		Difference	
-49	-46	3	6	-46	-40

Findings

- Students in both years are performing just below like school mean with the gap being significantly smaller in Year 3. Progress, however, demonstrates that the gaps are closing with progress being above the Australian and Western Australian mean.

SCHOOL BASED ASSESSEMENT

- PAT- Progress of scaled PAT testing scores in each year level to be equal to or above normed schools
- ABLEWA- ABLEWA – Progress of students is made using the ABLEWA assessment tools.

PAT READING

	Year 1	Year 2	Year 3	Year 4	Year 5	Year 6
Mean	87.1	100.5	110.9	118.7	124.5	128.8
ANPS 2019	59.0	90.0	102.0	112.0	117.0	121.0
ANPS 2020	75.4	94.6	99.2	112.2	116.2	123.4
ANPS 2021	79.6	94.3	108.2	117	117.5	124.6

PAT MATHS

	Year 1	Year 2	Year 3	Year 4	Year 5	Year 6
Mean	93.2	103.0	110.9	117.4	122.7	127.0
ANPS 2019	95.5	97.23	106.33	117.46	118.06	122.0
ANPS 2020	93.9	99.7	104.21	113.21	117.76	121.0
ANPS 2021	99.5	98.3	108.9	111.9	114.1	127.8

Findings

- All students at Aveley North are assessed using PAT. Within three years, there has been significant growth across all year levels in Reading and Mathematics showing parallels to NAPLAN data collection. The Maths and English committees work diligently during annual data reviews to identify areas of need on a cohort and whole school level and have made whole school recommendations and changes accordingly.



ABLEWA Data

Progress of students is mapped using the ABLEWA assessment tool for students who are working at a curriculum level two years or more below their enrolled year level

Progress was mapped for students assessed over a twelve-month period from November 2020 to November 2021

- New students were assessed during the term of their initial enrolment

	Progressed one stage further	Progressed within one stage	Progressed more than one stage	No Progress
Speaking and Listening	37.5%	33%	0	16%
Reading and Writing	38%	52%	5%	5%
Mathematics	51%	16%	16%	16%

Findings

- Progress for students has been extremely positive with majority of students progressing in most areas.
- Moving forward we will be increasing opportunities for student integration to further extend students who are closing the gaps faster and providing further Professional Learning, such as Train the Trainer in Letters and Sounds to upskill teachers and education assistants so they can specifically target individual areas of need.



PARENT SURVEY RESULTS

Spread of families who participated in the survey

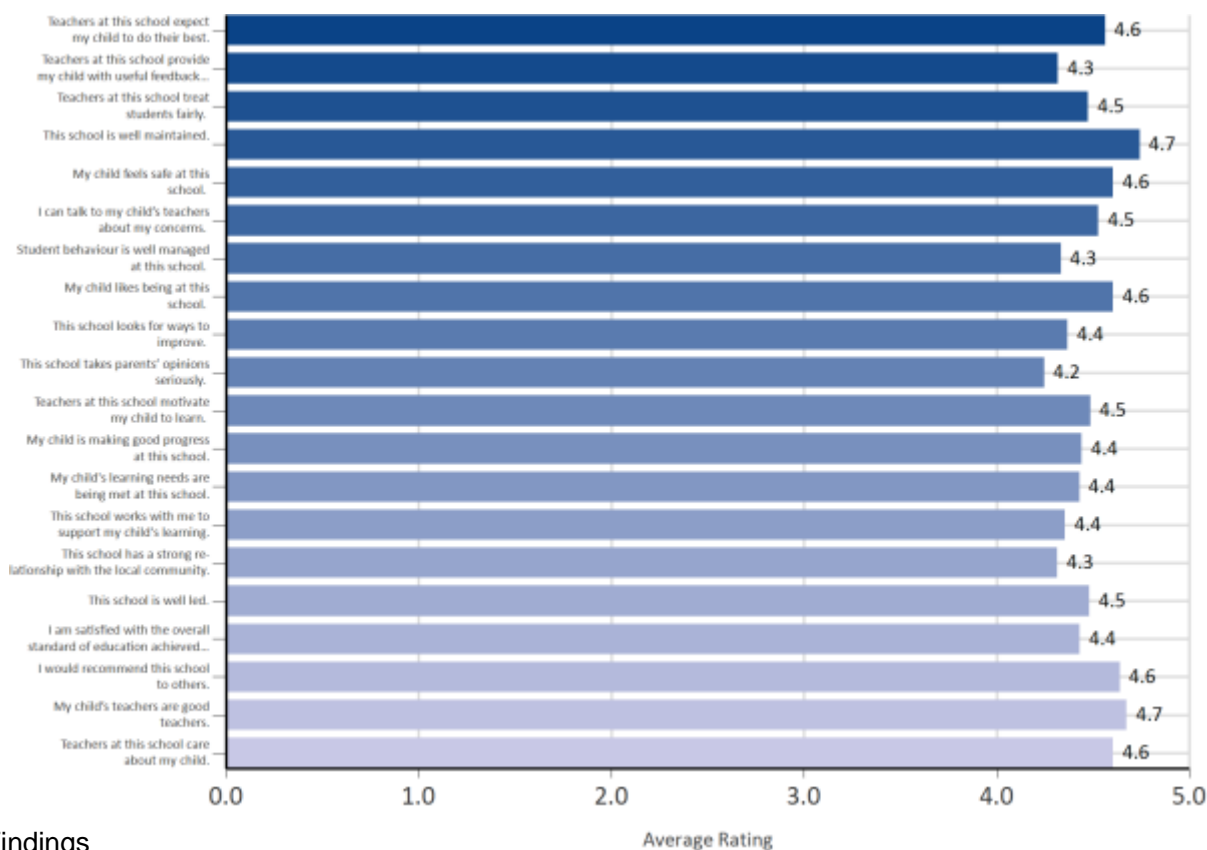
	Kindergarten		Pre-primary		Year 1		Year 2		Year 3		Year 4		Year 5	
	Num	%	Num	%	Num	%	Num	%	Num	%	Num	%	Num	%
Number	18	13%	27	19%	27	19%	24	17%	20	14%	13	9%	5	3%

	Year 6		Year 7		Year 8		Year 9		Year 10		Year 11		Year 12	
	Num	%	Num	%	Num	%	Num	%	Num	%	Num	%	Num	%
Number	9	6%	-	-	-	-	-	-	-	-	-	-	-	-

Findings

- Considering the number of students within Aveley North Primary School, less than 20% completed the survey. To capture a fair and equitable spread of parent feedback, there needs to be a targeted approach to getting a wider, inclusive spread of parent feedback, especially within in the early years.

Survey Results



Findings

- Parent results are extremely positive, especially within the areas of student care. Moving forward we will be seeking more parent feedback and providing further opportunities for families to be more active within the school community.

2021 Highlights

A well-attended **ANZAC Service** was held in Term 1. Prior to this service, students learnt about the significance of ANZAC Day and each class was involved in making poppies. The poppies then formed a whole school art installation for the event. The service was attended by parents and local community members. Students were able to listen to local guest speakers, who are serving members of the armed forces.

In Term 3, in collaboration with the library officers, students had the opportunity to read many of the shortlisted books for the **Children's Book Week Awards**. After much discussion, they then voted for the most popular book at Aveley North Primary School. In addition to many literature-based activities conducted in the classroom, the week culminated with an amazing book character parade involving the whole school including students and staff. Parents were very supportive of the event as a love of literature was celebrated.

Students, with the support of the Parents and Citizens Association participated in the **Colour Run** fundraising event in Term 3. It was a day of excitement and wet weather, with students thoroughly enjoying the day. An impressive amount was raised, with P & C generously allocating funds to build an additional playground for our senior students. Students in Years 5 and 6 researched playground equipment options and surveyed students' opinions on what makes an awesome playground.

In Term 4, the Art teachers organised **Diwali Week**. This was a chance for many students of Indian culture to share this important celebration with their peers. As part of the week, several parents and local community members came into the school to create amazing Rangoli designs in each classroom block. Students were able to engage with the artists about the process and discuss the significance the Diwali celebration in Indian culture. Two students also performed traditional Indian music in each classroom, while being supported by local community members.

Local Aboriginal artist and school community member Amy-Lee Tarchini came into the school, to assist students to create a **whole school mosaic mural**. Every student had the opportunity to construct part of the mural, which is now proudly displayed at the front of the school. Ms Tarchini also created a stunning design for the Year 6 student leavers' shirts. The design reflected the time students have spent at Aveley North and their journey into the world beyond. The shirts were worn proudly by our Year 6 graduating students.

Breakfast Club, with a trusty group of volunteer school staff, continued to be well patronised in 2021 with ongoing support from Food Bank. Up to 50 students every Tuesday morning enjoyed cereal, fruit, toast and baked beans while eating with friends. Our student leaders supported the club by supervising the washing up and packing away.

To celebrate the many cultural backgrounds, the students at Aveley North Primary, participated in Harmony Day activities. Each child decorated a handprint to form a whole school display embracing the cultural diversity of our student body. In Term 3 the whole school had the opportunity to watch an Indonesian Dance and Song Performance by local Perth performers. It was an opportunity for students to learn more about Indonesian culture while learning Indonesian dances and playing traditional Indonesian instruments.

In June, students participated in NAIDOC activities, including a whole school story reading session presented by Jessica Bridge (AIEO), using the book Sorry Day by Coral Vass. Students then worked in collaboration with the AIEO to create their own Acknowledgement of Country displays for their classrooms. Students' understanding of Aboriginal culture was further developed in Term 4 with the Yirra Yaakin performance that incorporated music and dreaming stories in a highly engaging interactive show.

The Science teachers facilitated an amazing week of activities for Science Week based on the theme "**Farm to Fork**". All students engaged in a range of activities to understand the science and technology involved in farming with the week, concluding with a highly engaging Science show.

The year ended with our Very Merry Maali Christmas and Christmas Awards Ceremony. A wonderful way to end another outstanding year with our school and school community.

